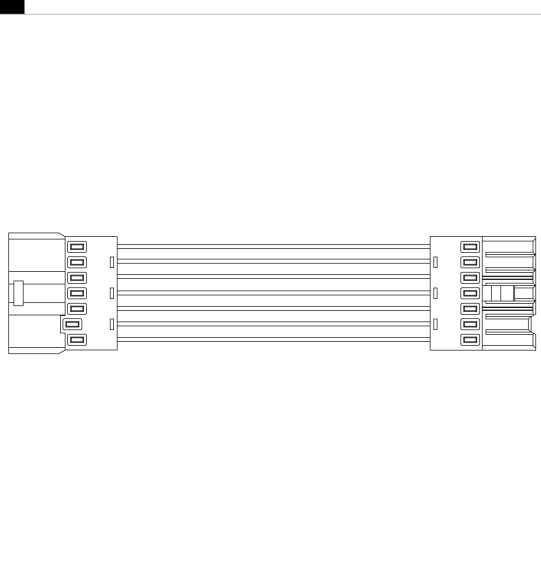



6621 giunto elettrificato

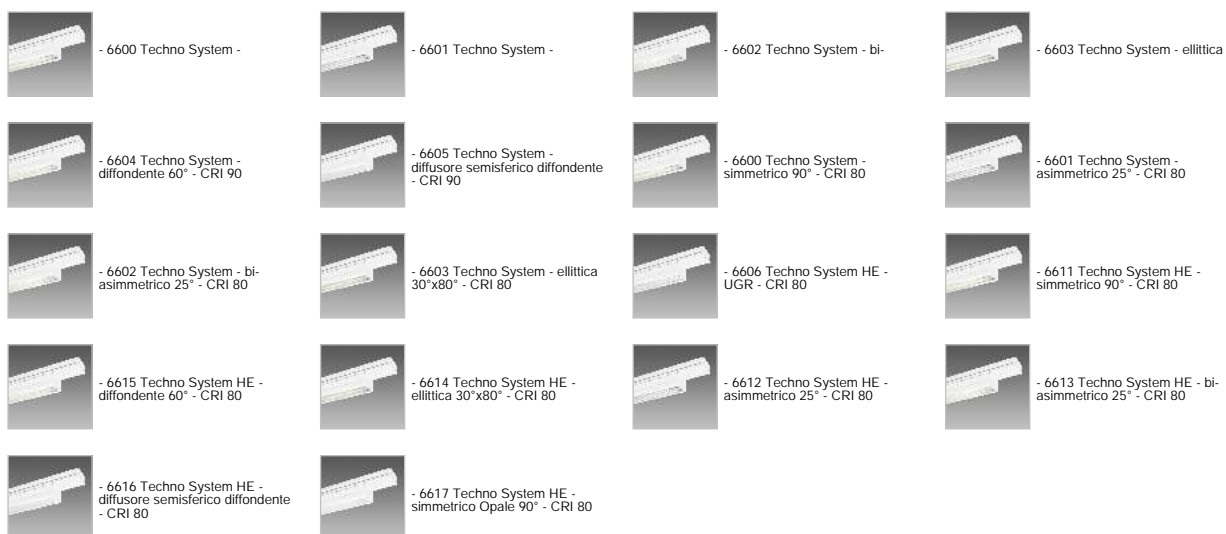
Da utilizzare come giunto lineare a "L", "X" e discesa, per collegare elettricamente 2 o 3 canali art. 6001. Usare in abbinamento all'acc. 6010/6015/6025/6070.

994032-00 5 poli
994033-00 7 poli
994033-46001135 11 poli



Code	Kg	WTot	Colour
994032-00	0,06	0 W	BIANCO
994033-00	0,06	0 W	BIANCO
994033-46001135	0,06	0 W	BIANCO

Prodotti



The reported luminous flux is the flux emitted by the light source with a tolerance of $\pm 10\%$ compared to the indicated value. The W tot column indicates the total wattage absorbed by the system without exceeding 10% of the indicated