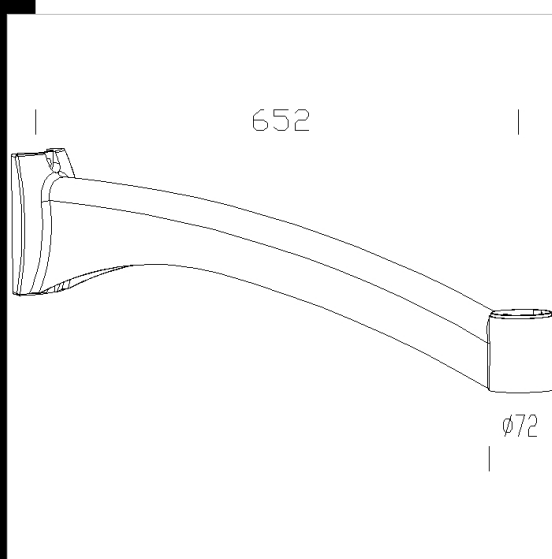
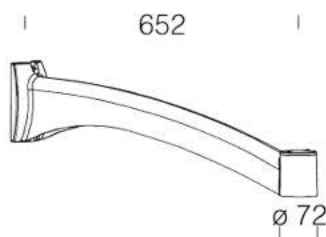


301 braccio Oliva

In alluminio. Da utilizzare con l'acc. 300 o 303 per l'installazione a palo o con l'acc.302/303 a parete.

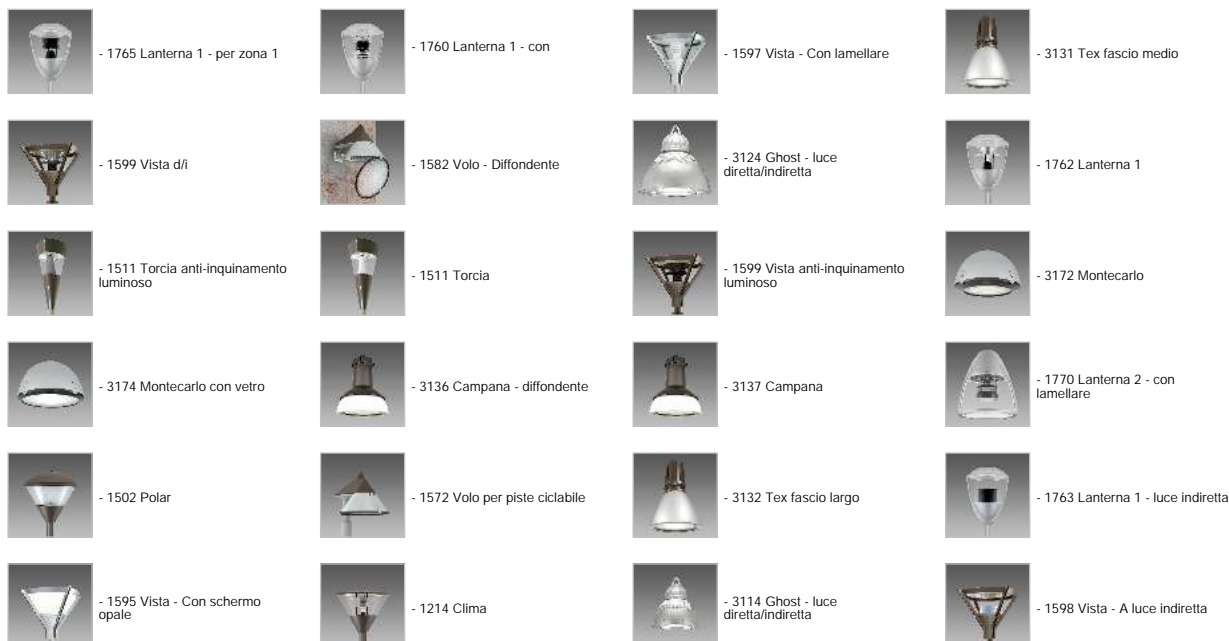
Download

- DXF 2D
- 301b.dxf
- 3DS
- disano_301.3ds
- 3DM
- disano_301.3dm
- Montaggi
- acc_300-301.pdf



Code	Kg	WTot	Colour
426973-00	2,32	0 W	GRAFITE
426972-00	2,30	0 W	GREY9007





















Prodotti



The reported luminous flux is the flux emitted by the light source with a tolerance of $\pm 10\%$ compared to the indicated value. The W tot column indicates the total wattage absorbed by the system without exceeding 10% of the indicated

301 braccio Oliva

Prodotti

	- 1771 Lanterna 2 - con diffusore		- 1504 Clima		- 1513 Torcia LED COB		- 1766 Lanterna LED
	- 1514 Clima per zona 1		- 3171 Montecarlo - asimmetrico		- 1598 Vista - per zona 1		- 3175 Montecarlo LED - diffusore con lenti ellittiche
	- 1517 Clima LED		- 3142 Campana LED		- 1518 Clima LED anti-inquinamento luminoso		- 1202 Polar
	- 1512 Bastia - LED		- 1221 Bastia		- 3141 Campana LED		- 3752 Metropolis - LED
	- 3751 Metropolis - LED - Diffondente		- 3146 Campana LED		- 1204 Clima		- 1764 Lanterna 1 - luce indiretta con vetro

The reported luminous flux is the flux emitted by the light source with a tolerance of $\pm 10\%$ compared to the indicated value. The W tot column indicates the total wattage absorbed by the system without exceeding 10% of the indicated