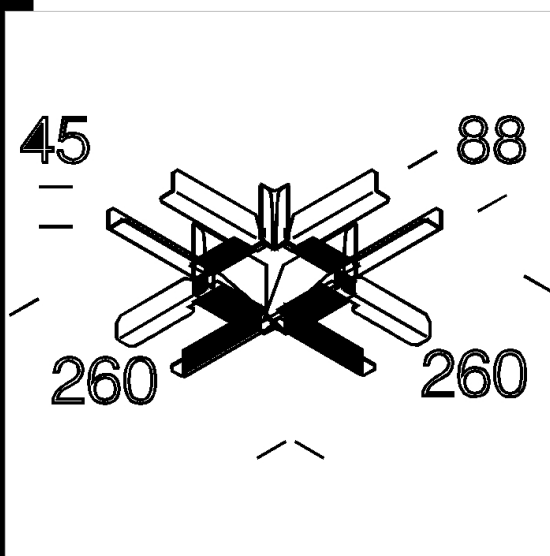



6025 Giunto a croce

In acciaio zincato, con copertura in materiale termoplastico bianco. Per la giunzione di 2, 3 e 4 canali. Da utilizzarsi in abbinamento all'acc. 6621.






















Download

DXF 2D
- d6025.dxf



Code	Kg	WTot	Colour
132905-00	0,36	0 W	BIANCO

Prodotti

 - 6000 Rapid System - canale	 - 6502 Rapid system -	 - 6402 Rapid system -	 - 6600 Techno System -
 - 6601 Techno System - asimmetrico 25° - CRI 90	 - 6602 Techno System - bi-asimmetrico 25° - CRI 90	 - 6603 Techno System - ellittica 30°x80° - CRI 90	 - 6604 Techno System - diffusore 60° - CRI 90
 - 6605 Techno System - diffusore semisferico diffusore - CRI 90	 - 6600 Techno System - simmetrico 90° - CRI 80	 - 6601 Techno System - asimmetrico 25° - CRI 80	 - 6602 Techno System - bi-asimmetrico 25° - CRI 80
 - 6603 Techno System - ellittica 30°x80° - CRI 80	 - 6606 Techno System HE - UGR - CRI 80	 - 6611 Techno System HE - simmetrico 90° - CRI 80	 - 6615 Techno System HE - diffusore 60° - CRI 80
 - 6614 Techno System HE -	 - 6612 Techno System HE -	 - 6613 Techno System HE - bi-	 - 6616 Techno System HE - diffusore semisferico diffusore
 - 6617 Techno System HE - simmetrico Opale 90° - CRI 80			

The reported luminous flux is the flux emitted by the light source with a tolerance of ± 10% compared to the indicated value. The W tot column indicates the total wattage absorbed by the system without exceeding 10% of the indicated