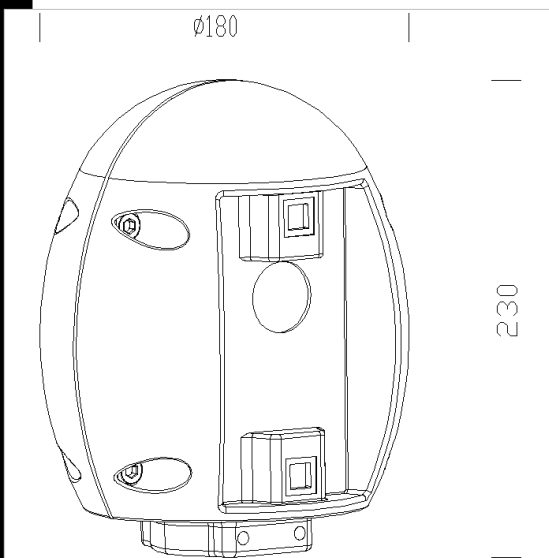


300 Oliva

De alluminio. Para la instalacin en una columna 60 con brazos acc. 210/301

























Download

- DXF 2D
- acc 300.dxf
- 3DS
- disano_300.3ds
- 3DM
- disano_300.3dm
- Montaggi
- acc_300-301.pdf








































Code	Kg	WTot	Colour
426970-00	2,56	0 W	GREY9007
426971-00	2,62	0 W	GRAFITO

Prodotti

 - 1765 Lanterna 1	 - 1760 Lanterna 1 - Con rejilla	 - 1751 Metropolis intensivo	 - 1597 Vista - Con rejilla
 - 3131 Tex medium haz	 - 1581 Volo - Street optic	 - 1599 Vista	 - 1582 Volo - estensivo
 - 1762 Lanterna 1	 - 1511 Torcia contra la contaminación luminica	 - 3165 Iride - luz directa	 - 1511 Torcia
 - 1599 Vista contra la contaminación luminica	 - 3172 Montecarlo	 - 3174 Montecarlo con vetro	 - 3136 Campana
 - 3137 Campana	 - 1770 Lanterna 2 - Con rejilla	 - 1502 Polar	 - 1572 Volo para vias de bicicletas
 - 1755 Monza - con cristal plano	 - 3132 Tex haz ancho	 - 3160 Iride direct light - street type	 - 1763 Lanterna 1 - luz indirecta

The reported luminous flux is the flux emitted by the light source with a tolerance of ± 10% compared to the indicated value. The W tot column indicates the total wattage absorbed by the system without exceeding 10% of the indicated

Prodotti

	- 1595 Vista - pantalla opal		- 1752 Metropolis estensivo		- 3164 Iride - luz directa extensiva		- 1214 Clima
	- 3114 Ghost - luz directa/indirecta		- 1598 Vista - luz indirecta		- 1771 Lanterna 2 - con difusor		- 1504 Clima
	- 1756 Monza HP - high performance		- 3185 Sforza Ø500		- 3187 Sforza Ø600		- 3190 Sforza Ø500 - para vias de bicicletas
	- 1513 Torcia LED COB		- 1766 Lanterna LED		- 1753 Metropolis para vias de bicicletas		- 3162 Iride - luz directa
	- 1514 Clima per zona 1		- 3171 Montecarlo - asimétrico		- 1598 Vista - para Zona 1		- 3182 Sforza Ø500 - pasos de peatones izquierdo
	- 3184 Sforza Ø500 - pasos de peatones derecho		- 3167 Iride - luz directa LED		- 3175 Montecarlo LED - extensivo - elliptical lenses		- 1573 Volo LED haz ancho
	- 1593 Volo LED - para vias de		- 1517 Clima LED		- 3223 Sforza LED asimétrico		- 3142 Campana LED
	- 1518 Clima LED contra la		- 1202 Polar		- 1512 Bastia - LED		- 1221 Bastia
	- 1750 Metropolis		- 3166 Iride dir/ind LED RGB		- 3189 Sforza Ø500		- 3141 Campana LED
	- 3752 Metropolis - LED		- 3751 Metropolis - LED -		- 1756 Monza FX		- 3146 Campana LED
	- 1204 Clima		- 1764 Lanterna 1 - luz indirecta				

The reported luminous flux is the flux emitted by the light source with a tolerance of $\pm 10\%$ compared to the indicated value. The W tot column indicates the total wattage absorbed by the system without exceeding 10% of the indicated