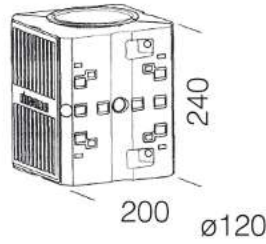
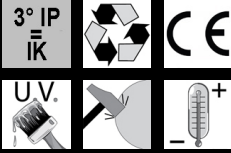


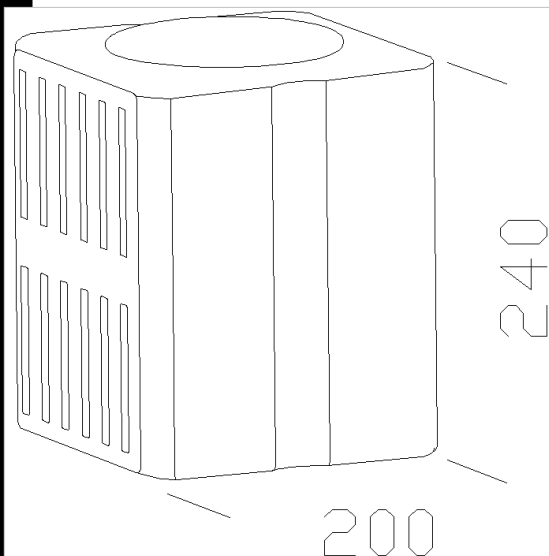
151 Cube Lione

In die-cast aluminium. To be used to install products on poles.



Download

- DXF 2D
- 151.dxf
- 3DS
- disano_151_lione.3ds
- 3DM
- disano_151_lione.3dm
- Montaggi
- acc_151.pdf



Code	Kg	WTot	Colour
991365-00	4.49	0 W	GREY9007

Posts



- 1508 fluted pole ø120 with



- 1509 fluted pole ø120



- 1491 poles to be sunk into the



- 1493 pole with base

Products



- 1751 Metropolis narrow beam



- 1597 Vista - with louvre



- 3131 Tex medium beam



- 1581 Volo - Street optic



- 1582 Volo - wide beam



- 1502 Polar



- 1572 Volo Bike rails



- 1580 Volo - asymmetric



- 3132 Tex wide beam



- 1595 Vista - with opal diffuser



- 1752 Metropolis wide beam



- 1214 Clima



- 1598 Vista - indirect light



- 1504 Clima



- 1240 Torpedo



- 3134 Tex - LED



The reported luminous flux is the flux emitted by the light source with a tolerance of ± 10% compared to the indicated value. The W tot column indicates the total wattage absorbed by the system without exceeding 10% of the indicated

Products



- 1202 Polar



- 1750 Metropolis



- 1204 Clima

The reported luminous flux is the flux emitted by the light source with a tolerance of $\pm 10\%$ compared to the indicated value. The W tot column indicates the total wattage absorbed by the system without exceeding 10% of the indicated