

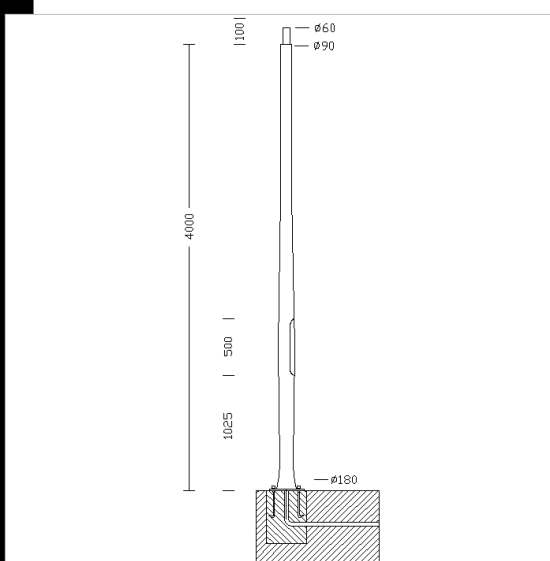
Download

- DXF 2D
- 1430.dxf
- 3DS
- disano_1430_city.3ds
- 3DM
- disano_1430_city.3dm



1430 City Pole

Pole in shaped brushed aluminium alloy 6060.
 Supplied with inspection window.
 2 protection fuse holders, 2 fuses (10A), removable terminal block.
 Its profile makes it suitable for use in picturesque towns and municipalities.
 Cylindrical cone shaped section, 180 mm diameter base, which allows plenty of room at the foot of the lamp for housing electric devices.
 NOTE. Before selecting the appropriate pole, make all necessary wind pressure resistance tests, pursuant to the Standards or Legislative Decrees in force in the countries where the pole will be mounted and based on the assumed loads specified in Standard EN 40-3-1. An accurate and suitable protection or insulation of the surfaces involved is recommended to avoid any direct contact with the new masonry or concrete screed











Code	Kg	Colour	Dimension	Aboveground	Underground
425240-00	22.00	GRAPHITE	0x0x4000 ø180	4000	

Accessories



- 298

Products

 - 1513 Torcia LED COB	 - 1766 Lanterna LED	 - 3197 Montecarlo LED with bracket - cycle lanes	 - 3194 Sforza LED with bracket - light scattering with elliptical lenses
 - 1573 Volo LED wide beam	 - 1593 Volo LED - bike trails	 - 1668 Brera - LED	 - 3221 Sforza LED asymmetric
 - 3223 Sforza LED - asymmetric	 - 3196 Sforza LED with bracket - cycle lanes	 - 3209 Lucerna Q8 LED asymmetric	 - 3178 Montecarlo LED with bracket - light scattering with elliptical lenses
 - 3227 Sforza LED	 - 1680 MiniBrera - LED - street type	 - 1707 Torcia LED	 - 1681 Brera 1 - LED - street type

The reported luminous flux is the flux emitted by the light source with a tolerance of ± 10% compared to the indicated value. The W tot column indicates the total wattage absorbed by the system without exceeding 10% of the indicated