

1573 Volo LED wide beam



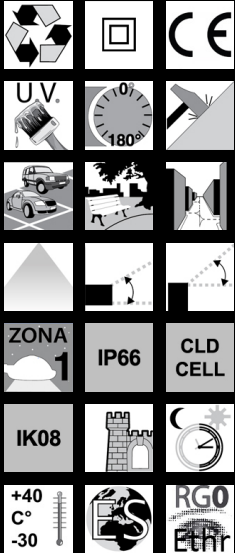
HOUSING: Supplied with die-cast aluminium frame.
DIFFUSER: Flat protection tempered glass, 5 mm thermal shock and impact resistant.

COATING: the standard liquid immersion coating consists of a first metal surface pre-treatment stage, a successive epoxy cataphoresis corrosion and salt resistant coating, and a final layer of bi-component acrylic liquid UV-stabilised coating.

EQUIPMENT: Fibreglass nylon cable gland, Ø ½ " gas. Removable fibreglass nylon gear tray. temperature control device inside the lamp with automatic recovery. Safety diode to protect against voltage peaks pursuant to EN61547. Dedicated electronic device to protect the LED module. Standard knife switch.

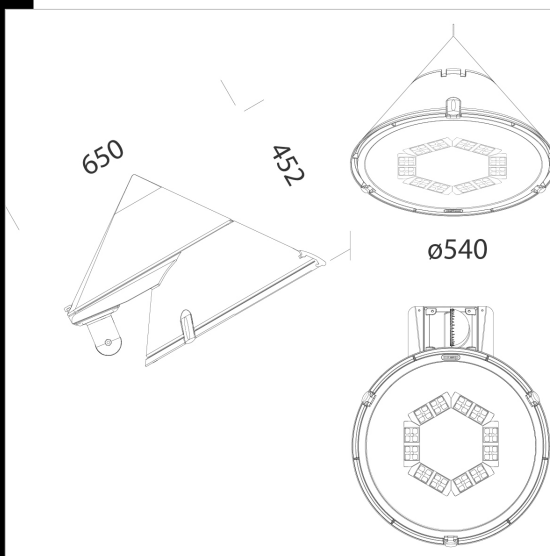
REGULATIONS: Manufactured in accordance with EN60598 - CEI 34 - 21 standards. Degree of protection IP66IK8 in accordance with EN60529 standards.

The total return of the equipment is close to 100%. with 130° x 70° lenses. Each LED module is equipped with a lens with high efficiency Latest generation LED technology, Ta-30+40°C life 80%: 80.000h (L80B20). Photobiological safety class: exempt group EN62471.



















Download

- DXF 2D
- 1573b.dxf
- 3DS
- disano_1573_volo_3ds
- 3DM
- disano_1573_volo_3dm
- Montaggi
- 1573_1593.pdf











| Code | Gear | Kg | Lumen Output-K-CRI | WTot | Colour |
|-----------|----------|-------|-------------------------|------|----------------|
| 424520-00 | CLD CELL | 11.40 | LED-6297lm-4000K-CRI>70 | 49 W | GREY9007/GRAF. |

Accessories

| | | | |
|--|--|--|--|
|  - 48 wall bracket |  - 214 Attacco standard piccolo |  - 211 connector Sector |  - 300 Oliva |
|  - 328 arm |  - 151 Cube Leone |  - 212 Anello giunzione |  - 213 Attacco standard lungo |
|  - 210 Braccio |  - 302 attacco parete |  - 327 arm |  - 406 Short 'Aliante' arm |
|  - 407 Double 'Aliante' arm |  - 456 wall connection |  - 455 small pole connection |  - 130 Ø76 pole adapter |

Posts

| | | | |
|---|--|--|--|
|  - 1508 fluted pole ø120 with base |  - 1509 fluted pole ø120 |  - 1408 fluted ø100 pole with base |  - 1487 poles to be sunk into the ground - Visconti |
|  - 1481 tapered steel lighting pole to be buried |  - 1480 tapered steel lighting pole with base |  |  |

The reported luminous flux is the flux emitted by the light source with a tolerance of ± 10% compared to the indicated value. The W tot column indicates the total wattage absorbed by the system without exceeding 10% of the indicated

1573 Volo LED wide beam

Posts



- 1430 City Pole



- 1477 Urban mast with base



- 1478 Urban to be sunk into the ground



- 1435 Village Pole

The reported luminous flux is the flux emitted by the light source with a tolerance of $\pm 10\%$ compared to the indicated value. The W tot column indicates the total wattage absorbed by the system without exceeding 10% of the indicated