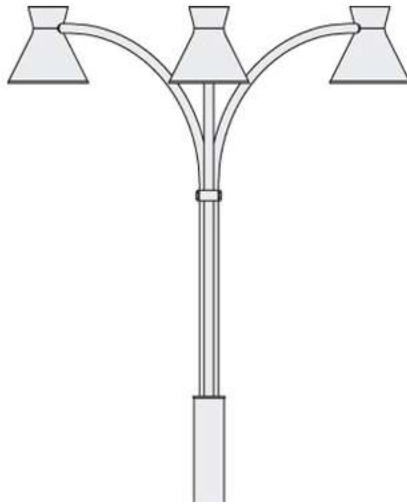
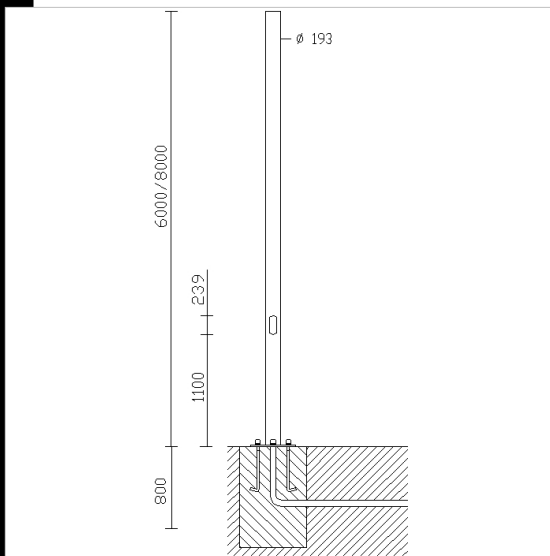


1342 pole with base



Steel pole $\varnothing \varnothing$ 193 silver-coloured. With inspection window (239x63mm), removable 4-pole terminal block and 10mm² max section. Complete with 2 protection fuse holders, 2 fuses, 16A. With hole for insertion of power supply cable. For the version with base, 4 log bolts to be sunk into the ground, bolts and lids have to be purchased. Standard insulation class II. When using Insulation Class I fixtures, appropriate earthing connections should be included in the system.

NOTE. Before selecting the appropriate pole, make all necessary wind pressure resistance tests, pursuant to the Standards or Legislative Decrees in force in the countries where the pole will be mounted and based on the assumed loads specified in Standard EN 40-3-1. An accurate and suitable protection or insulation of the surfaces involved is recommended to avoid any direct contact with the new masonry or concrete screed (use with access. 383).



Code	Kg	Colour	Dimension	Aboveground	Underground
424270-00	54,00	GREY9007	0x0x0 \varnothing 0		
424272-00	54,00	GRAPHITE	0x0x0 \varnothing 0		


Accessori



- 296 log-bolts - France only



- 297 Log-Bolts



Download

DXF 2D
- 1342.dxf

3DS
- disano_1342_pole_6m.3ds
- disano_1342_pole_8m.3ds

3DM
- disano_1342_pole_8m.3dm
- disano_1342_pole_6m.3dm

The reported luminous flux is the flux emitted by the light source with a tolerance of \pm 10% compared to the indicated value. The W tot column indicates the total wattage absorbed by the system without exceeding 10% of the indicated