

3223 Sforza LED - asymmetric

Urban elegance often rhymes with simplicity. A need is felt for simple and easily recognizable shapes in an urban landscape increasingly crowded with stimuli and confused signals.

Sforza conveys a sense of peace and reliability, which is just what a good urban lighting project requires. (also indoor version)

Housing/Frame: in die-cast aluminium. With provision for central connection.

Diffuser: tempered glass, 5 mm thick, thermal shock and impact resistant (UNI EN 12150 tests .- 1/2001).

Optics: in PMMA, highly resistant to temperature and UV radiation

Coating: the standard liquid immersion coating consists of a first metal surface pre-treatment stage, a successive epoxy cataphoresis corrosion and salt resistant coating, and a final layer of bi-component acrylic liquid UV-stabilised coating.

Standard supply: automatic temperature control device. In the event of an unexpected LED temperature rise caused by particular weather conditions or a LED failure, the system will reduce the luminous flux to lower the working temperature and guarantee proper operation. Safety diode to protect against voltage peaks.

Equipment: complete with IP67 airtight connector for mains connection.

Supplied with double insulation switch that cuts off electricity when the cover is opened.

Heat sink: the heat dissipation system is specially designed and made to allow the operation of the LED lights with temperatures below 50° (Tj = 25°), thus guaranteeing POWERLED Latest generation Ta-30+40°C life 60.000h to 70% L70B20

Photobiological safety class: exempt group

Power factor >0.9

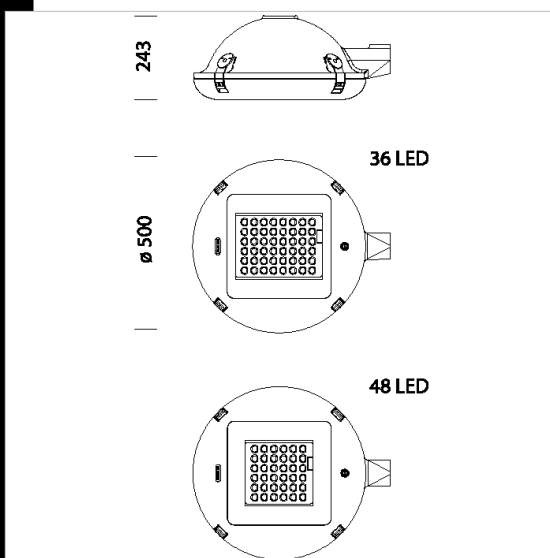
Regulations: Produced according to applicable EN60598-1 CEI 34-21 standards, degree of protection according to EN 60529 standards.

At request it can be equipped with several dimming systems installed on the fixture:

- Bi-power dimming with virtual midnight option.
- Power line carrier (PLC) remote control.
- 1-10V dimmable driver with external control.

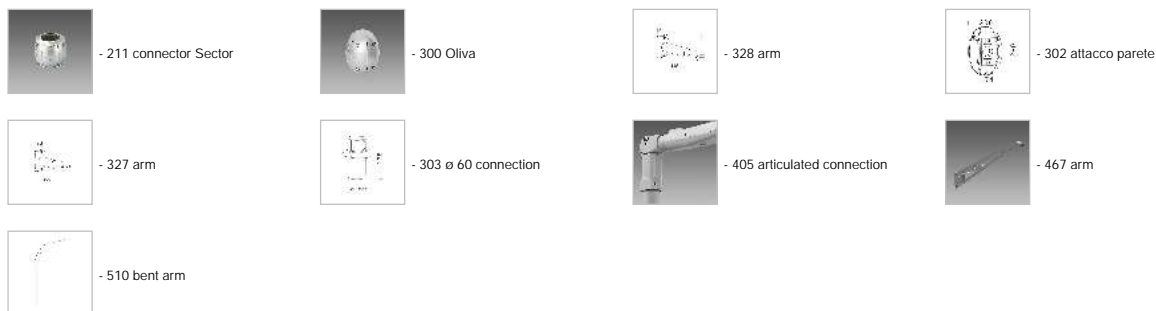
Download

- DXF 2D
- 3223.dxf
- 3DS
- disano_3223_sforza.3ds
- 3DM
- disano_3223_sforza.3dm
- Montaggi
- sforza2.pdf
- sforza montaggio frusta.dxf

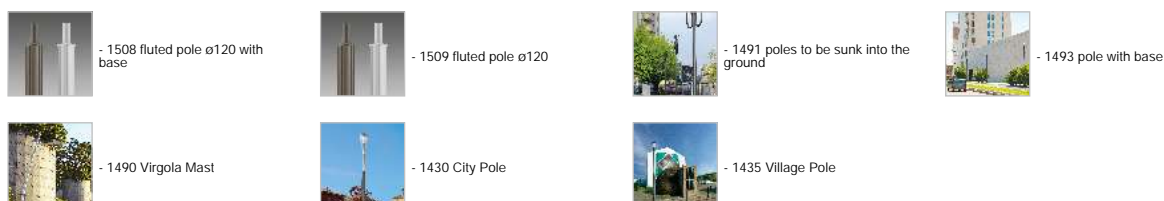


Code	Gear	Kg	Lumen Output-K-CRI	WTot	Colour
327111-30	CLD CELL	10.48	LED-9252lm-530mA-4000K-CRI>70	78 W	GREY9007/GRAF.
327111-00	CLD CELL	12.00	LED-9252lm-530mA-4000K-CRI>70	78 W	GREY9007/GRAF.

Accessories



Posts



The reported luminous flux is the flux emitted by the light source with a tolerance of ± 10% compared to the indicated value. The W tot column indicates the total wattage absorbed by the system without exceeding 10% of the indicated