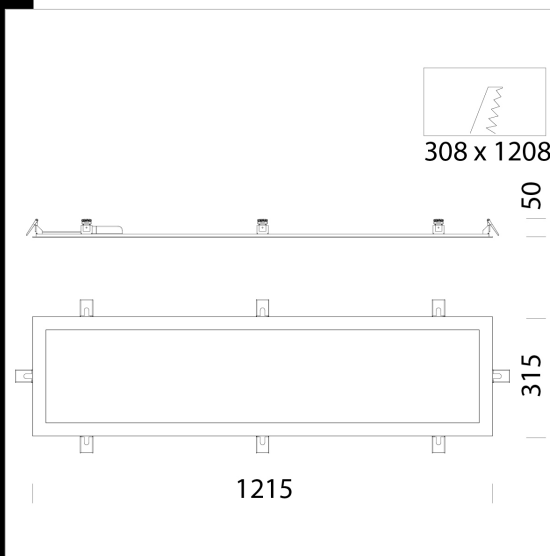



PanelTech UGR<19 - R2 - false ceilings



The superior quality of LED lighting is now more affordable and accessible thanks to a benchmarking product that offers, at contained costs, the ideal light for offices, shopping centres, hotels and healthcare facilities and, in general, all spaces where continuous lighting is necessary.

It is the best and easiest way to get one of today's most advanced technology in interior lighting solutions.

The presence of a LED source is not always synonym with excellent performance. The long service life and optimal light output of a lighting system also depend on the use of top-notch materials that are tested, controlled and selected with care to maintain lighting and aesthetic quality over time: lumen maintenance, perfect colour rendering, no glare and anti-yellowing of components.

A special slab fitted between the LED source and the diffuser is responsible for the operation, quality and amount of light emitted from the light panel. This slab is made in PMMA (polymethyl methacrylate), a polymer that keeps its characteristics unaltered in time and prevents the lens from yellowing. Other similar fixtures use materials such as, for example, polystyrene (PS), which do not have the same properties and characteristics, and are therefore available at much lower costs.

What is the result? Unlike the PMMA, the slab in PS becomes yellow after 6000-8000 hours of operation, decreasing both the amount and the quality of the light emitted, even during the day, when the fixture is switched off, as well as compromising the perfect integration of the white panel into the false ceiling, affecting the overall appearance of the installation. Thanks to this slab in PMMA, our panels can fully benefit from the lighting advantages ensured by the most advanced LED sources and keep them unaltered in time: lumen maintenance at 80% for 50000 hours (L80B20), perfect colour rendering index (CRI80 or CRI>90), no glare (UGR<19) and certified low flickering level.

Wiring: quick wiring connection, no need to open the fixture. Standard version with plug-socket connection for both power and 0-10V dimming.

Mounting: recessed surface mounting on T-beams or as a suspended lamp. Light beam focused on the work place. Excellent unified glare rating (UGR<19) in any situation.

Instant on-off without flicker and audible noise.

Energy costs are cut down by 50% compared to conventional lamps and fluorescent tubes. No electromagnetic emissions and radio-frequency interference (RFI).

No risk to the environment due to the presence of materials without mercury or lead content.


Standards: products comply with EN60598-1 CEI 34-21, with IP40IK05 protection degree according to EN 60529. Suitable for installation on normally inflammable surfaces. Internal slab: in PMMA.

Diffuser: extruded in prismatic engineering plastic with high thermal transmittance.

Photobiological risk classification: exempt group.

LED lamp life over 50000 hours. L80B20

Power factor: 0.95



Download

DXF 2D
- pincr2.dxf

Montaggi
- PANNELLO_inc rev4.pdf

Code	Gear	Kg	Lumen Output-K-CRI	WTot	Colour
22185210-88	CLD CELL	5.05	LED-3470lm-4000K-CRI 80	34 W	WHITE
22185210-1288	CLD CELL-D	4.89	LED-3470lm-4000K-CRI 80	33 W	WHITE
22185210-8841	CLD CELL-D-D	5.07	LED-3470lm-4000K-CRI 80	33 W	WHITE
22185211-88	CLD CELL	5.17	LED-3353lm-3000K-CRI 80	33 W	WHITE
22185211-1288	CLD CELL-D	4.14	LED-3353lm-3000K-CRI 80	33 W	WHITE
22185211-8841	CLD CELL-D-D	3.63	LED-3353lm-3000K-CRI 80	33 W	WHITE

The reported luminous flux is the flux emitted by the light source with a tolerance of $\pm 10\%$ compared to the indicated value. The W tot column indicates the total wattage absorbed by the system without exceeding 10% of the indicated