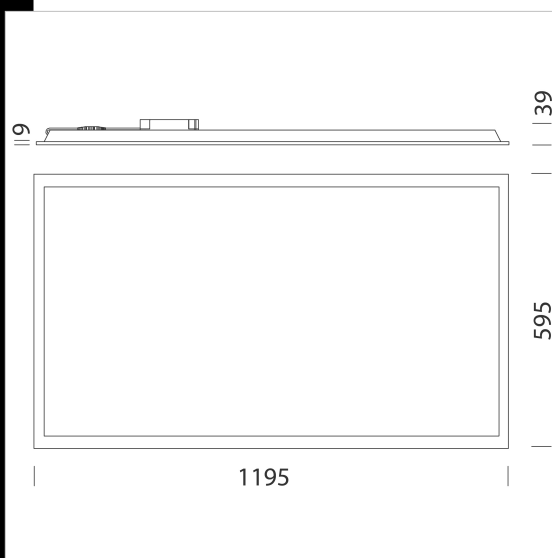



Toledo R4 - UGR<22

Corpo e cornice: corpo in lamiera d'acciaio e cornice in alluminio, montaggio in appoggio sui traversini. Diffusore: in tecnopolimero opale ad alta trasmittanza.

Cablaggio: rapido, non è necessario aprire l'apparecchio Diffusore: in tecnopolimero opale ad alta trasmittanza. LED: fattore di potenza: 0,95. Mantenimento del flusso luminoso al 80%: 35.000h (L80B20). Classificazione rischio fotobiologico: gruppo esente.



Code	Gear	Kg	Lumen Output-K-CRI	WTot	Colour
22150810-00	CLD	3,86	LED-8750lm-4000K-CRI 80	78 W	BIANCO
22150810-39	CLD	3,86	LED-8138lm-3000K-CRI 80	78 W	BIANCO

Accessori




- EM Kit R



- Cornice per Toledo



- Molle per incasso - Toledo



Download

DXF 2D
- toledor3.dxf

Montaggi
- TOLEDO rev1.pdf

The reported luminous flux is the flux emitted by the light source with a tolerance of $\pm 10\%$ compared to the indicated value. The W tot column indicates the total wattage absorbed by the system without exceeding 10% of the indicated